

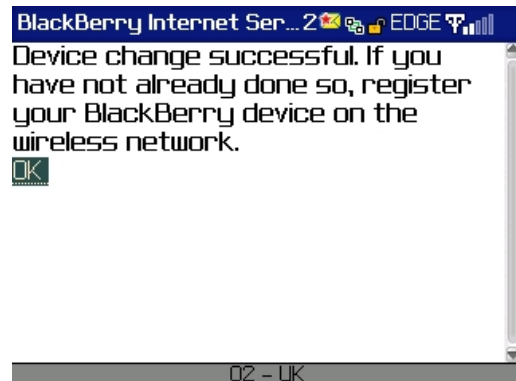
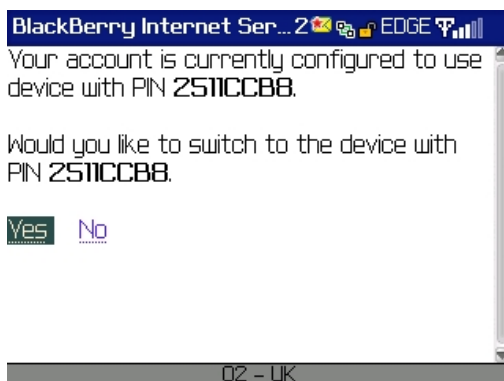
BlackBerry Internet Service - Automatic Login

Automatic Login is a new feature, which allows you to create and manage your email accounts without having to create and remember a login for the BlackBerry Account. This feature is only accessible from the handset.

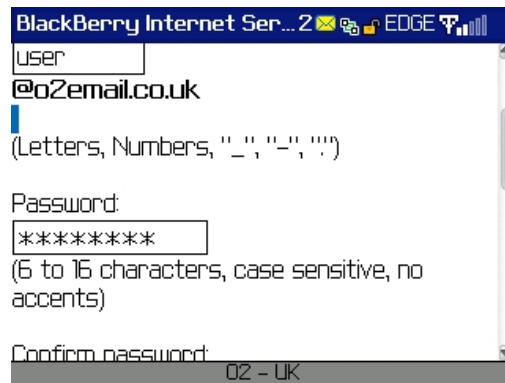
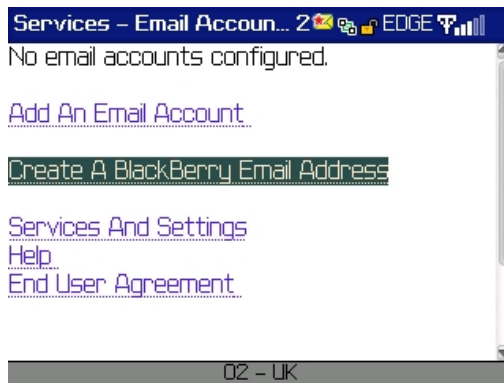
To use Automatic Login, look for either of the 2 shaded icons on the display as shown below (**Setup Wizard** and **E-mail Settings**). The first one will take you through setting up the device time, language then eventually to create an email account. The second will take you direct to the BlackBerry Email account setup screen.



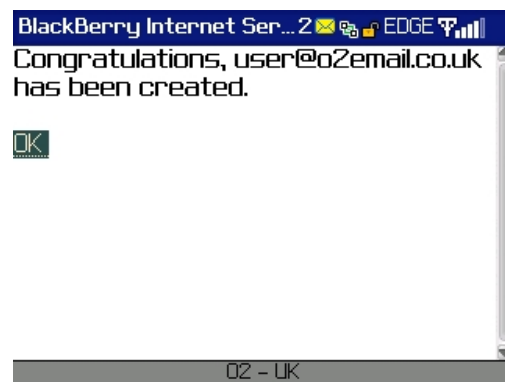
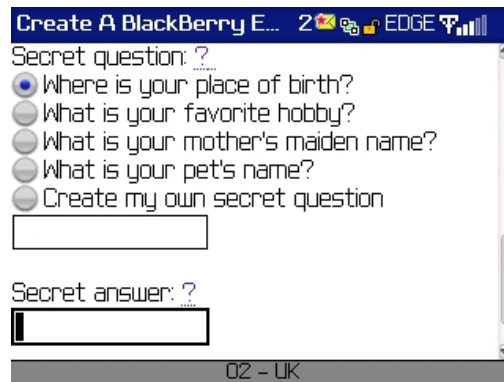
Each time you connect via Automatic Login, the site checks the Serial Number of your SIM card. It prompts you with the first screen when you first create the account, or if you change your BlackBerry using the same SIM in another device. The second screen confirms the change.



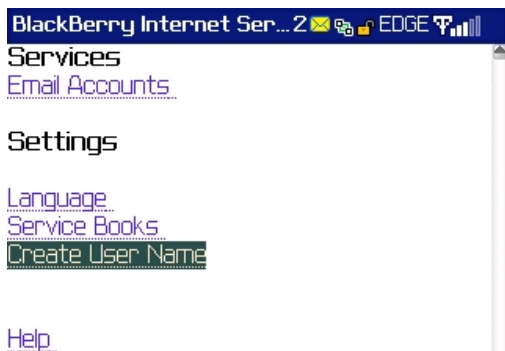
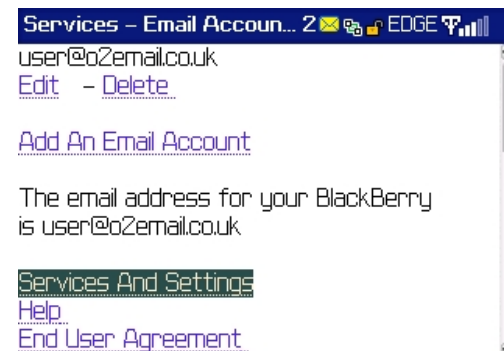
Choose to either add an existing email account (e.g. Yahoo) or create a new one with BlackBerry O2. The second screen shows an example of creating an O2 BlackBerry email address. Once filled in scroll down and click **Next**.



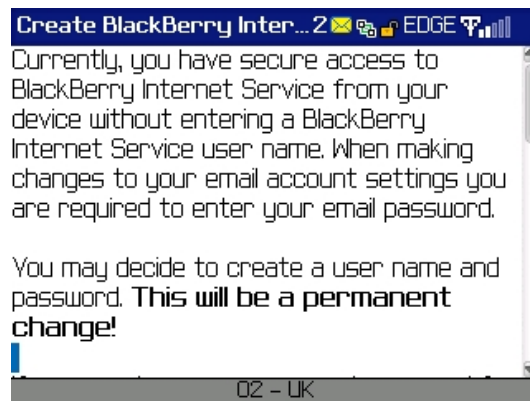
After selecting or creating your secret question and answer, your email account will be complete.



The first screen below should come up next, and provides options to manage your account. You have the option to edit or delete or even add another email account (it is possible to have up to 10 email addresses setup this way). Select **Services And Settings** if you want to change the language of the screen you are looking at or to resend service books if your emails are not synchronising.



The **Create User Name** gives you the option to create a username and password to login to your BlackBerry O2 email account. Doing this will revert the Automatic Login back to the old system, where you can only login and manage your account using a Web Browser permanently.



Since you haven't logged in to create your email account, there is no option to log out. Simply press the **red call key** to escape the Automatic login account screen.

If you ever need to go back and change or manage the account, select the Setup Wizard (the icon as shown in the second image on the first page).